

# The CNEW Skew

Copyright © 2005 Central New England Woodturners

Volume 19 Issue 4

April 2006

## President's Message

Now we're really getting somewhere! A couple of months ago I said that our club is really a great organization. It certainly is, and I am very proud to stand in front of you all as your President. I enjoy being an important part of a group that shows the kindness and effort that we each seem to be able to put into having a good time with our friends at the meetings or other gatherings. There are truly some quite generous souls amongst us. Just look at the amazing twenty-one piece collection of items brought in so far for Project Goodwill. Even at an unrealistic lowball auction sale price of only \$25 per item, we'll have developed a \$500 fund for charity. That's 1.2x our initially targeted goal, and we've just started.

Through substantial efforts of both long standing members as well as those who just joined, we're also well on our way to some neat events this year such as our upcoming "big name" demonstrator show with Alan Lacer. He'll show us his tricks next month so we can continue to grow our skill set and expand our own turning horizons a little more. And there's more to come. Our library has 4 new books and 4 new video titles, our member glue and sandpaper sales is flourishing, we have membership cards to get us discounts at stores, we have a revamped logo, a new member brochure, we can access "members-only" information on the web to contact others or get info... You name it, we've got it! If we don't have it yet, then you should know by now, of course... We CAN Do It!

Through the feedback of quite a few individuals to date, I and your other Club Officers are hearing that we're on the right track and that you, our members, are pleased with what we are doing and how we are doing it. Good! We like the feedback and need it. (Please send more?) Be sure to let us know the good comments, we like to hear them, but also voice where you think things can get

ctd. on p. 2

## Editorial

Project Goodwill is off to a good start, with a number of members bringing in items for sale at the April meeting. We have also raised some real money! My wife Hazel made a circular piece of lace and I turned a box with an insert in the lid to fit the lace. Hazel had been "volunteered" to produce a piece of lace for a charity auction at Advocates, the non-profit she works for. Our contribution raised \$50 for Advocates. I also made a bunch of lace bobbins which Hazel sold at her lace group. Those raised \$200 for Project Goodwill.

Interestingly, the bobbins are much more profitable. Even without the lace, the time I put into the box would have been more profitably spent making more bobbins. Factor in the many hours Hazel spent making the lace and it would have to sell for around \$1,000 to make the effort worthwhile. That's one reason there are more woodturners around than lacemakers: you cannot make any kind of income from handmade lace.

The other reason I can make money with the lace bobbins is that I have a market. Hazel's lace group does  
ctd. on p. 2

## Contents

President's Message	1
Editorial	1
Club Officers	2
Next Month's Program	2
Minutes of Last Meeting	3
Pepper Mills and Cutting Boards	4
Project Goodwill	5
Show & Tell	6

## Club Officers and Contact Info for 2006

President, Dave Eaton  
 VP, Internal, Frank White  
 VP, External, Reid Gilmore  
 Secretary, Tim Elliott  
     Charlie Croteau  
 Treasurer, Mickey Goodman  
 Newsletter, Graeme Young  
 Video Librarian, Al Faul  
 Book Librarian, Charlie Croteau  
 Webmaster, Dave Eaton  
 Photography, Emilio & Vicky Iannuccillo  
     Henry Fairlie

president@cnew.org  
 internal\_vp@cnew.org  
 external\_vp@cnew.org  
 secretary@cnew.org  
  
 treasurer@cnew.org  
 newsletter\_editor@cnew.org  
 video\_librarian@cnew.org  
 librarian@cnew.org  
 webmaster@cnew.org  
 photography@cnew.org

President, ctd.

better or about something you might like to see or do. You see, our imagination is limited to what we can suck out of our measly “1200 cubic centimeter club officer-sized” brains. But there are over 100 good brains in the entire club, and I’m sure one heck of a lot of ideas that we may not conceive. Ask yourself what you like to turn or are good at and would like to share with others, what you are having challenges with and need insight on, what event or scenario would you enjoy being a part of? Write down a couple of ideas and bring them to the next meeting or email it to me. I just came back from vacation so I forgot what you told me last month and need new material! New ideas are welcome.

Overall my message this month is *“Thank you.”* *Thank you to the members and to the officers.* I am quite pleased with what we are doing. The laughter and smiles at meetings will keep me coming and the entertainment and education will make it a worthwhile use of time. And if there is a friend who is a member of CNEW, or was last year, whom you haven’t seen for a while, give them a call and see if they wish to come next month or to the demo. Why not share the fun!

### May Program

The next meeting will be on Thursday May 4th beginning at 6:30pm, at the usual place. For the May meeting. Will Hunt and Steve Reznek will discuss turning segmented work. Show & Tell will follow the regular business meeting so bring some of your recent work and anything you have for Project Goodwill. There will also be a Wood Swap following the demo.

Editorial, ctd.

not have many members, probably fewer than CNEW, but making lace does require lots and lots of bobbins. And as lacemaking is almost exclusively a hobby activity, lacemakers are quite willing to pay a few dollars for a handmade bobbin of an unusual wood. The box, on the other hand, went to a charity auction with lots of other unrelated items, with an audience who probably had no understanding of either woodturning or lacemaking. Not a venue where we could expect the piece to fetch top dollar.

A question raised by one of the lacemakers was where the wood came from. Not just in terms of its geographical origins but whether it was harvested sustainably or could be from a rare or endangered species. My answer was that everything had been sustainably harvested – from the dumpster!

---

**On Thursday, May 11th**, CNEW will host a special demonstration by **Alan Lacer** at Worcester Center for Crafts. Tickets are \$10 to members and \$15 to non-members and may be purchased through the club website or by contacting Frank White at 508 867-3010.

Alan will discuss the types of project that involve end-grain hollowing (goblets, lidded boxes, end-grain bowls, etc.) and the problems associated with this type of work. He will show why the hook-type tool has shown up around the world as a solution to end-grain hollowing. Next he will make a simple hook tool, which involves creating the hook and the heat treating process. Finally, he will go through the steps of making a turned lidded box with the hook tool just created.

## Minutes of April Meeting

Tim Elliott

New member: Michael Peters. Visitors: Peter Chobot, Jim Metcalf, Dave VanKlee.

### Treasurers report (Mickey Goodman):

March beginning balance:	\$2193
Income:	\$370
Expenses:	\$76
Current:	\$2472

**Internal VP (Frank White):** We are now selling tickets for our Alan Lacer demo on May 11. Cost is \$10 for CNEW members, \$15 for non-members. The demo will cover end-grain hollowing with hook tools. If you signed up to prepare the demo room, please remember to come early (5-5:30).

Future meeting plans include

June: Rick Angus July: Ray Boutotte

**External VP (Reid Gilmore):** The NH symposium is coming up soon (May 13).

The annual carving symposium in Bedford MA is still months away (October). Dick Vose will coordinate our involvement. We may have more space than last year to demo. A motion was made that CNEW should participate, but no vote was taken on it.

The ART club has two upcoming demos that may be of interest: Michael Hosaluk (see box) and Betty Scarpino on Sept. 16. The Ocean Turners chapter is investigating a demo by Bill Grumbine on natural-edge bowls.

Dave Eaton distributed membership cards to those interested in using them for discounts at local vendors. A certificate was awarded to Ray Boutotte in appreciation of his work to spiff up our logo and membership flyer.

Dave Eaton's proposal to form a van pool or bus charter to the AAW symposium is officially defunct. There is no cost advantage over flying (book early) and estimated drive time is much longer than flying.

The committee charged with developing official policy for future CNEW Craft Fair booths has delivered a final document. It will be posted on our website.

Ken Dubay received an official letter from the University of Connecticut citing his fine work.

AAW is reminding chapters that they should consider entering the Chapter Collaborative challenge at the symposium.

Many small announcements like these are distributed via our Yahoo-based cnew e-mail list – be sure to sign up via our website if you want regular updates.

The **Craft Emergency Relief Fund** sent us a letter seeking a donation. We have donated in the past, but did not do so last year. We voted to donate \$100. Mickey Goodman will send them a check. We generally make some donation to the **Worcester Center for Crafts** in exchange for our meeting space. They may need something to complement their new lathes. No action was taken on this item.

Webmaster Dave Eaton announced that our website now has a “members only” area. It is password protected: if you don't know or don't remember the ID and password, contact the Webmaster. Resources in this part of the website include the current membership list with contact info. Our library has new books and videos on small turning projects (by Richard Raffan), pen turning and segmented work. Thanks to Dave Eaton for taking the initiative to get them.

**Project Goodwill update:** A letter was sent to Shawn Roberts of Barre, MA to thank him for his donation of wood and formally confirm that we have started converting it into items to be sold to raise a charitable contribution. Dave Eaton circulated some photos showing wheelchairs previously distributed by this charity. Many members brought in their donations.

### ART Hosts Hosaluk

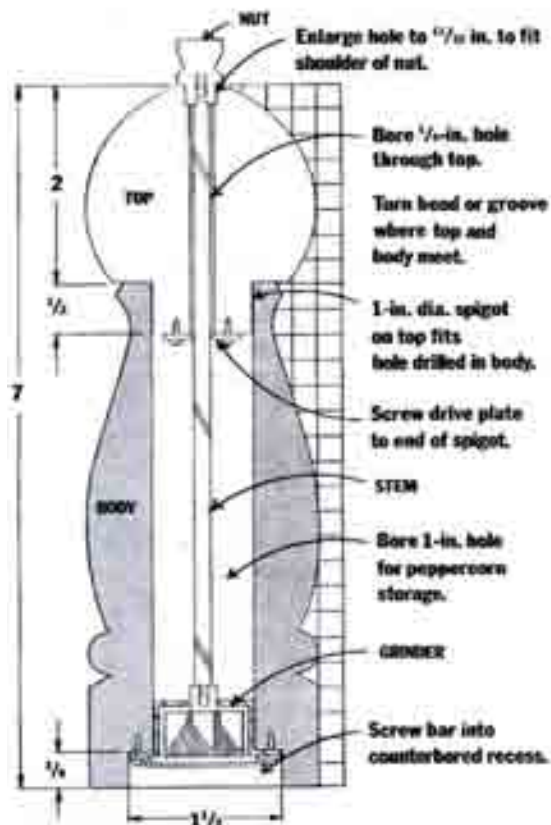
You're invited to the Hosaluk demo hosted by ART at Middlesex Comm. College, Bedford, MA, starting Fri., June 2, at 6:00pm running through Sat. afternoon. Michael Hosaluk is an internationally respected and galleried woodturner, sculptor, and furniture maker. He's known for his whimsical and unique designs and is considered one of the foremost innovators in design in woodturning. Over three days, Michael will share with us his extensive skills and creativity. Friday is a slideshow on growth in the creative process, conceptualization, and design. Saturday is a full day demo highlighting turning a ladle with a curved handle, and turning a multi-axial box. General Admission for the Fri/Sat demo is \$25  
Contact: Dietrich@kulze.com. For more info go to the CNEW.org website.

## Turning Pepper Mills and Cutting Boards

### Joe Harbey

### Pepper Mills

Pepper Mills are centered, turned and completed in one operation – without using a chuck.



3" squares are used, the length depending on the size of mill desired. Holes are drilled on a drill press. The first hole is 1/2" diameter, 3/8" deep for the bottom and mechanism. The second hole is 1" diameter drilled from bottom to top. If the drill is too short, drill from the top down – it is not critical that the holes line up perfectly. To hold the blank on the lathe a 3" faceplate is used. Screw a waste block to the faceplate and turn a spigot 1" diameter by 1" long with a slight taper. The upper end of the mill fits over the spigot and the tailstock, with a large cone centre, jams it in place and centres it. Be careful, too much pressure will make it difficult to get the mill off the spigot. Turn the mill, sand and finish it.

The top part of the pepper mill has a 1/4" hole through it and is 2 3/4" long. A pen mandrel is used to hold it. 1/2" - 3/4" is turned as a spigot of 1" diameter to fit into the mill body. It should fit firm but not binding. If it binds, a little sanding and wax will help. Turn

the top to shape, sand and finish.

### Cutting Boards

Glue up for 15" diameter (or whatever size you prefer) by 1 1/2" to 2" hardwood. Use waterproof glue. Flatten the bottom with a power planer or sander and cut the circle to size. Take a 6" faceplate and screw on a wedge tapered at about 3°. The one I made measures 6" diameter by 1 1/2" tapered to 1 1/4". Attach the bottom of the blank to the wedge with double faced tape. Mount on the lathe and turn the top face flat. A juice catching groove 3/8"-1/2" wide and deep can be turned about 1/4" from the edge. Sand and remove from lathe. Laquer thinner will help loosen the double face tape. Give the cutting board a final hand sanding and finish.





Reid Gilmore



Phil Bowman



Conrad Berthold



Rick Gonzalez



*Show & Tell*

Top: Beth Weiner, Mickey Goodman  
Centre: Frank White, Rick Angus,  
Reid Gilmore



Bottom: Tim Elliott, Ken Dubay, Phil Bowman





**More Show & Tell/Project Goodwill**

Clockwise from top left:

Dave Eaton's clock


Spalted maple bowl by Phil Bowman

Joe Harbey's cheese board

Large thin box elder bowl by Ken Dubay

"Enhanced" black locust bowl by Graeme Young






**CENTRAL NEW ENGLAND  
WOODTURNERS**

Central New England  
Woodturners  
c/o Worcester Center for Crafts  
25 Sagamore Road  
Worcester, MA 01605

Phone: 508-753-8183  
Fax: 508-797-5626  
Email: treasurer@cnew.org



*Central New England Woodturners  
A Chapter of the American Association of Woodturners*



*On the web: [www.cnew.org](http://www.cnew.org)*

To join or renew your membership, print this form and either bring it to the next meeting with cash or check for \$20 made payable to CNEW, or mail the form along with a check to:

Treasurer  
Central New England Woodturners  
c/o Worcester Center For Crafts  
25 Sagamore Road  
Worcester, MA 01650

Name \_\_\_\_\_

Address \_\_\_\_\_

City \_\_\_\_\_ State \_\_\_\_ Zip \_\_\_\_\_

Telephone \_\_\_\_\_

E-mail \_\_\_\_\_

**If you wish, please let us know more about you and your interests.**

Old member   New member   Turning how many years? \_\_\_\_\_

Selling your work? Yes   No   Where? \_\_\_\_\_

\_\_\_\_\_  
What programs would you like to see at our meetings?

\_\_\_\_\_  
Would you be interested in demonstrating at one of our meetings? Yes   No