



Established 1987

First Woodturning Club in New England

Next Meeting

June 4, 2015

6:30 PM

Learn & Turn

Todd Heino

Free For All

Demo

Sanding Outside

Rick Angus

President's Message



An incident the other day caused me to do more thinking about safety while at the lathe. I've always considered myself a pretty safety-conscious person. The last thing I do after shutting down the lathe is to turn the speed control to zero. That makes me have to turn the speed up, and helps prevent an unbalanced piece from jumping all over the place, the next time I mount a piece on the lathe. I stay out of the "line of fire" when bringing a new piece up to speed. I always wear a face shield while turning, and never wear long sleeves. I make sure that there is nothing around the lathe that could cause me to trip. I keep the shop ventilated and always run the dust collector while sanding. However, I do not always wear a face shield when sanding. Not anymore.

The other day I was in the final stages of finishing a piece and grabbed a small patch of tack cloth to remove the remnants of the last sanding. I wiped it once in the forward direction and then reversed the rotation. The cloth caught a very small (so small that I never noticed it) crack on the lip of the bowl. The cloth ripped from my hand and wrapped itself around the wood and the chuck. A small piece of wood bounced off my forehead. About an inch lower and it would have hit me in the eye. I think that in the future I will wear my face shield while sanding.

In other news, here is an update on the Arnold Arboretum event. Nigel Howe, John Flynn, and I met in early May to start to plan the event. Based on information from the Arboretum we figure that the venue will hold about 75 pieces, 25 per club. We also decided that five small items, such as bottle stoppers and pens, would be counted as one item. We figured that six demonstrations over the two days would be plenty, and each club would be responsible for two demonstrations, one each day. Each demo may consist of more than one turner making different items. The south shore club will supply a Jet 12 x 21 Midi lathe and chuck, and ART will supply a grinder. We just need to bring our tools and blanks. The 3 clubs are responsible for providing the refreshments and food for the Friday night reception and we will meet with the folks at the Arboretum sometime in July to get a better idea about this. One item of importance is that the other two clubs strongly support selling items at the event. I know that when we first discussed this at our club meeting we decided that we would not sell. I guess we need to revisit this at our next club meeting.

That's all for now. Be well, *Joe*

Inside this issue:

May Meeting Minutes Demo Schedule	2
CNEW Smock Wheel Chair Mission	3
Doug Thompson Demo	4
Doug Thompson Demo	5
Steve Reznick Vacation	6
More Woodturning Mag.	7
Officers Membership Application	8



Minutes May 7, 2015 Meeting

Art Bodwell, Secretary

- Approximately 22 members, 2 guests
- Treasurer, Todd Heino-current balance \$5,179
- Internal VP, Steve Reznick-Turning Extravaganza and Arboretum voting has been changed to August;
- President-Arboretum, 75 pieces, 25 per club, 5 pens or bottle stoppers = 1 item, Friday night reception– October23,24,25 2015
- Tonight’s demo-Doug Thompson-Thompson Lathe Tools

Month	Learn N Turn	Demonstration
June	Todd Heino-Free 4 all	Rick Angus - Sanding outside
July	None	Wayne Miller—segmenting
August	None	Turning Extravaganza
September	None—Outside Demo	Mike Mahoney
October	Joe McGill - TBA	Reid Gilmore—TBA
November	Mike Smith - TBA	TBA
December	Christmas Party	Turning Extravaganza



The CNEW Club Smock is here!

I have ordered one of each size to have available to try on at the June meeting. The smocks are green with a black collar. They are short sleeve with pencil pockets on each sleeve. They zipper in the front (backwards/pull is on the left) and have a flap covering the zipper. The smock have the Timberbits logo (the company we are ordering them from) on the left chest and will include the CNEW patch on the right chest along with your name above the patch. **The cost will be \$30.00.** If anyone wants to pre-order they can send me a check payable to CNEW along with the following:

First and Last Name / Size / Embroidered Name-Nickname

My Address: 37 Bauer Street, Worcester, MA 01603

Note: The smocks seem to run a bit small. For example, I would consider myself an X-Large but I felt the 2X-Large gave me room and felt better. Also, I would prefer smocks to be paid for by the June meeting because it will take several weeks to get the smocks delivered, patches sewn on, and then the name embroidered. I would like to have them available for everyone at the July meeting.

Thanks, Ben Cline

**CNEW
Club Smock**
\$30.00

CASH or CHECK (Payable to CNEW)



Available in Sizes: Medium - Large - X-Large - 2X-Large - 3X-Large



**Bring your donations for the
Wheel Chair Mission
To the June meeting**



Charley's new chair

Sharpening

THOMPSON LATHE TOOLS



Doug Thompson



Doug sets wolverine jig using guide to left and 1 3/4" projection

THOMPSON LATHE TOOLS Sharpening

The tools come sharp and ready to use, to duplicate this grind here's what you need.

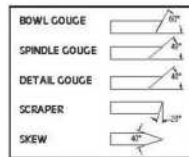
The Oneway Wolverine Grinding Jig and Vari-Grind attachment. This is the best sharpening system on the market and all the gouges will be sharpened with this system. If you don't own one go to www.oneway.com.ca or your favorite catalog and purchase one. Why? Because it works!

Use an 8 inch high speed or slow speed grinder.

Set the arm on the Vari-Grind to the same angle shown in the picture.

Extend the tool 1-3/4 inches out from the jig.

Set the nose angle.




Bowl Gouge



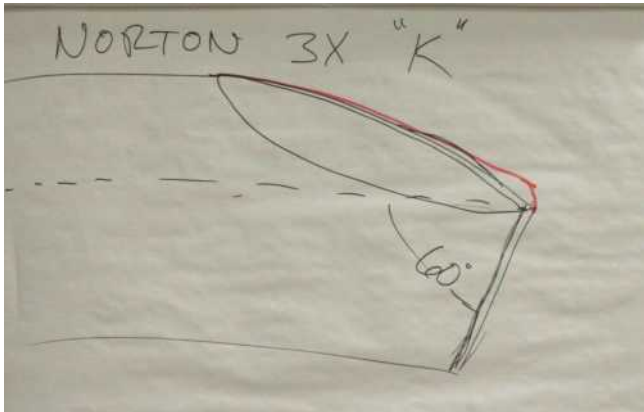
Spindle Gouge



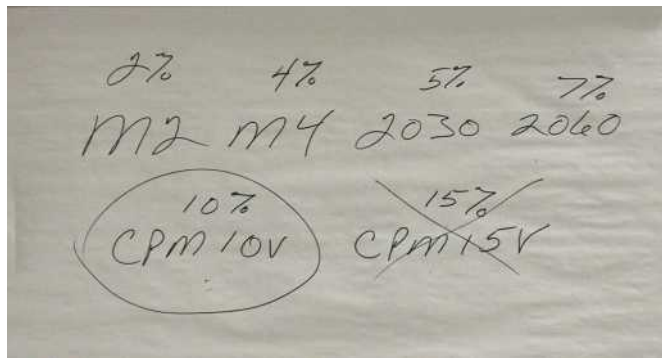
Detail Gouge



Doug Thompson
www.thompsonlathetools.com
Home - (440) 777-4505
Cell - (440) 241-6360



Doug recommends Norton 3x "k" wheel
Nose angle 60° for bowl gouges



The tools are made from CPM 10V® (A-11) a powder metal manufactured by Crucible Materials Corporation with a 9.75% vanadium content to hold an edge

See www.thompsonlathetools.com

I went to Denmark for my summer vacation

Steve Reznek

As anyone who knows me knows I married a wonderful Danish girl many years ago. We recently went to Denmark for a family gathering. Denmark is famous for household design, particularly tableware and modern furniture. Danish ceramics are very famous and, of course, expensive. But what about woodturning?

There is a store in the middle of Copenhagen that specializes in “Danish Design” and visiting it reminded me of the slant the Danes take on wood turning. Of course some Danes take a more or less standard approach to wood turning. Irene Grafert is the best know and has an international reputation. However, Danish wood turning is best known for toys. The most famous turner is Kay Bojensen. (Kay is a man’s name in Denmark.)



And his most famous toy is the monkey. The bear, the elephant, the rabbit and the dog, as well as the Danish soldier, have been famous for a very long time and are sold in every tourist shop. He is no longer living, but someone



continues to make new toy designs. I saw a number of wooden “piggy banks” in the form of different animals. Believe it or not, this has become a pretty big business.

The most famous Danish toy is an exception - the two piece bird with the long bill. I don’t think Kay Bojensen was the designer. You would be surprised by the number sold each year.

Go to the websites shown below for more images.

The first one below shows the two piece bird and the second shows Kay Bojensen’s animals. You might also try googling: wood turning Denmark. Images of the bird and other things show up.

There’s gold in them thar toys.



<http://heartanddesign.blogspot.com/2011/08/endgangered-danish-wooden-toys-being.html>

https://us.amara.com/shop/brand/kay-bojensen?amss=3y0&pdg=60748742657_e.kay%20bojensen_c_1t1&gclid=CLTN9cWNY8UCFdQRHwodBL8AeQ

Dennis Daudelin Takes Over as Publisher and Editor of More Woodturning Magazine

Some of you “old timers” may remember Dennis as a member of CNEW. He left when he moved to Cape Cod where he lived for many years and now resides in Florida. “New timers” may know him as the co-founder of Woodturning Online, a popular web site for turners. He is also the webmaster for segmentedwoodturners.org. Below is the recent press release regarding his takeover of More Woodturning Magazine.

Dennis Daudelin, one of the founders of the popular web site, Woodturning Online, takes over as publisher and editor of More Woodturning Magazine upon the retirement of Fred Holder, the founder, publisher and editor of the magazine.

“The acquisition of More Woodturning Magazine will allow us to provide subscribers with in depth coverage of woodturning news, events, projects, articles, and product reviews,” said Dennis. “The magazine is an ideal complement to our very popular information resource site, Woodturning Online.”

“I am very excited by the opportunity to take on this new role and look forward to working with old and new friends in the woodturning community to deliver the best possible online magazine,” said Dennis. “To that end, one of my first steps will be to survey our existing subscribers to get their recommendations on how to shape the future of the magazine. I also look forward to using my extensive computer experience to update the web site and the magazine delivery method.”

“We believe advertisers will also appreciate the added value of reaching both magazine subscribers and website visitors with common programs”, said Richard DiPerna, co-founder of Woodturning Online.

I look forward to making this journey with you!

See the magazine at www.morewoodturningmagazine.com



Central New England Woodturners

A Chapter of the American Association of Woodturners



Officers for 2015:

- President:** Joe McGill , Sudbury, MA 978-443-9322, joemcgill96@gmail.com
- External VP:** Mike Smith, Hopkinton MA 508-435-4715, mike@westboromachine.com
- Internal VP:** Steve Reznek, Concord MA 978-287-4821, stevereznek@comcast.net
- Treasurer:** Todd Heino, Natick MA 508-736-1117, tvheino@comcast.net
- Secretary:** Art Bodwell, Holden, MA 508-829-9951, abodwell@charter.net
- Newsletter Editor:** Art Bodwell, Holden, MA 508-829-9951, abodwell@charter.net
- Webmaster:** Dave Eaton, Leicester MA 508-353-4129, dave@eaton9999.com
- Photographer:** Rick Angus, Moosup CT 860-564-3660, rick.angus@gmail.com
- Photographer:** Peter Wilcox, Boylston MA 508-869-6180, pwilcox@charter.net
- Photographer:** Joe Giroux, Marlborough MA 508-229-7769, jgirouxjr@gmail.com
- Video Librarian:** Mike Peters, Sutton MA 508-865-0392, michael.peters@genzyme.com
- Project Goodwill Coord:** Charlie Croteau, Worcester MA 508-756-2049, cpcroteau@verizon.net
- WCC Show Coordinator:** Reid Gilmore, Upton MA 508-603-1248, reid.gilmore@umassmed.edu
- Learn 'N Turn Coord:** Richard Hunt, Auburn MA 508-832-4425, rhrghunt@gmail.com
- Video Equip. Steward:** Ben Cline ,Worcester, MA, 508-363-3765, infonhp@aol.com
- Club Store Manager:** Kevin Nee, W. Boylston MA 508-835-4301, kpni@charter.net
- Big Name Demo Coord:** Jerry Sambrook, Southwick, MA 413-262-5051, jsambrook@comcast.net
- Club Project Coord:** Steve Reznek, Concord MA 978-287-4821, stevenreznek@comcast.net



Membership

To join or renew membership, please complete the form below and a check made payable to CNEW and bring it to a CNEW meeting, or pay online at the CNEW website under "join/renew" or mail to: Treasurer, Central New England Woodturners
c/o Todd Heino, 148 Howe St, Natick, MA 01760

Membership Application

To join or renew membership, please complete this form and a check made payable to CNEW and bring it to a CNEW meeting or mail it to:

Treasurer, Central New England Woodturners

c/o Todd Heino
148 Howe Street
Natick, MA 01760

Annual dues: \$40 including e-mail delivery of newsletter

Name: _____

Street: _____

City: _____

State: _____ & Zip: _____

e-Mail: _____

Please check appropriately below

New Member

Returning Member

e-Mail Newsletter (\$40.00)

Please let us know of your interests:

How long have you been turning? _____

What programs would you like to see at meetings? _____

Would you like to demonstrate at a meeting? Yes/No If so, what topics do you offer? _____
